


Register Today!

The Ultimate Implant Training for the General Dentist – Fall 2023

Classes will start on September 9th, 2023 - **LIMITED SEATING**
With the Addition of **Live-Patient Mentorship**

Prosthetic and Comprehensive Modules:				
Saturday	9-Sep	Durban Lab	Dr. Termei	9:00-15:00
Sunday	10-Sep	Durban Lab	Dr. Shokati	9:00-17:00
Sunday	1-Oct	Durban Lab	Dr. Shokati	9:00-17:00
Saturday	14-Oct	Zoom	Dr. Arlin	10:00-15:00
Sunday	15-Oct	Durban Lab	Dr. Shokati	9:00-17:00
Saturday	21-Oct	Zoom	Dr. Termei/Dr. Kermalli/Milan Jovanovic	9:00-16:00
Sunday	22-Oct	Zoom	Dr. Termei (Comp. Module)	10:00-15:00
Saturday	11-Nov	Durban Lab	Dr. Shokati	9:00-17:00
Sunday	12-Nov	Durban Lab	Prosth Hands-On	9:00-17:00
Sat/Sun	25-26-Nov	Durban Lab	Surgery Hands-On(Comp. Module)	9:00-17:00

CENTRIC EDUCATION
Build the Foundation to Grow

For More Information please contact:

Tel: 647 799 1198
info@centriceducation.com

Registration:
www.centriceducation.com



Sponsors





THE ULTIMATE IMPLANT TRAINING FOR THE GENERAL DENTIST

Dental Implants continue to gain large popularity and acceptance in the dental world and implants have become a very common treatment modality over the past 10 years. With this in mind, Centric Education is excited to offer general dentists a cutting edge and comprehensive course that not only satisfies the RCDSO guidelines for implant training but it also offers so much more than other similar courses at a reasonable fee.

The course is designed for the general dentist wanting to add dental implant treatments into their practices and registrants can customize their course options.

The Centric Education faculty has been carefully selected based on their experience and expertise, and include renowned Periodontists, Prosthodontists, Denturists & Laboratory experts who will work together in collaboration with the support from leading companies such as Straumann, Neodent and the Surgical Room.

The Centric Education Surgical-Prosthetic implant program is one of the most progressive and comprehensive hands-on programs available in the marketplace today. This comprehensive and evidenced based program is taught by Dr. Reza Termei¹, Dr. Murray Arlin¹, Haseeb Hafeez¹, Milan Jovanovic², Dr. Babak Shokati¹ and Dr. Jaffer Kermalli¹, all experts in the implant field with the additional support of Durban Dental Lab.

This program will significantly expand your expertise and confidence through practical and theoretical teaching and the skills developed throughout this new highly regarded course will allow you to increase the breadth and quality of services you offer your patient base.

The program will be provided by Centric Education, an ADA and AGD PACE approved CE provider, that has been hosting this frequently sold-out implant course for the last few years.

Space will be limited to allow for a low instructor to attendee ratio and assure an optimal learning experience for all registrants, so we encourage you to register at your earliest convenience.

1. Instructor does not have any financial relationship with any of the course sponsors
2. Employed by Straumann

Course Modules

Prosthetic Module + additional Surgical Sessions (Comprehensive Module)

Prosthetic Module

Surgical Sessions

Surgical Session 1

Surgical Session 2

Surgical Session 3

Prosthetic Sessions

Prosthetic Session 1

Prosthetic Session 2

Prosthetic Session 3

Prosthetic Session 4

Prosthetic Session 5

Surgical (15 hrs) + Prostho (35 hrs): \$2,300^{+HST}
50 hours of Continuing Education Credits
(Lecture and Simulation Hands-On)

Additional Surgical Sessions for Comprehensive Module

Surgical Session 4

Surgical Session 5
Hands-On Simulation

Surgical Session 6
Hands-On Simulation

\$4,400^{+HST}
70 hours of Continuing Education Credits
(Lecture and Simulation Hands-On)

Upon successful completion of this course, participants will be eligible to sign up for the live patient mentorship program. For further information, please contact us via email at info@centriceducation.com or by phone at 647-799-1198



FACULTY Centric Education

DR. MURRAY ARLIN,
DDS, dip Perio, FRCD(C)
Periodontist

DR. JAFFER KERMALLI,
BSc, DDS, MSc, FRCD(C)
Periodontist

MILAN JOVANOVIC,
RDT
Dental Technologist



CE
CENTRIC EDUCATION
Build the Foundation to Grow

straumann

NEODENT

durban
dental laboratories

Surgical room
Your Canadian Dental Implant Proshop

SON-DENT
Dental Supplies and Equipment

Academy of General Dentistry™

PACE
Program Approval for Continuing Education


ADA CERP® | Continuing Education Recognition Program

DR. BABAK SHOKATI,
DDS, MSc, MSc, FRCD(C)

DR. REZA TERMEI,
DDS, MSc, FRCD(C), Dip ABP

HASEEB A. HAFEEZ,
DT(Dip), DD

COMPREHENSIVE TRAINING LEARNING OBJECTIVES

- 
- To review diagnosis and treatment planning for implant supported prosthetics
 - To Implement prosthetically and bone driven treatment planning for implant cases
 - To understand factors that would affect case difficulty in both surgical and prosthetic aspects of implant therapy
 - To understand the clinical procedures involved with the single/multiple –implant restorations, cement and screw retained
 - To review pre–op patient preparation for implant surgery
 - To review surgical principals and risks in relation to vital structures
 - To expose participants to impression taking options, and the appropriate instrumentation necessary to make and take impressions
 - To understand the difference between pick–up and transfer impressions and copings, and the benefits obtained from the accuracy of the splinted impression technique
 - To understand the biomechanics of fixed implant therapy based on the clinical evidence
 - To develop an understanding of appropriate abutment selection per case basis
 - To understand the advantages and disadvantages of cement and screw retained fixed implant restorations
 - To understand the role of occlusion in the success of fixed dental implant therapy
 - To understand immediate implant placement and provisionalization criteria
 - To review diagnosis, treatment planning and clinical procedures involved in rehabilitation of edentulous patients with removable implant prosthetics
 - To gain knowledge of potential complications in implant dentistry and how these affect overall treatment outcomes, patient expectations and revision considerations
 - To confidently perform implant surgeries for straightforward cases (Comprehensive Module)
 - To discuss site preparation techniques and materials (Comprehensive Module)
 - To discuss post–op care and proper maintenance protocol for implant cases
 - To understand the benefits and applications of cbCT scans & digital technology in implant dentistry
 - To review proper record keeping

Prosthetic Sessions

General Concepts in Implant Dentistry

History and Biomaterial

- Branemark's Discovery
- Understanding Osseointegration

Treatment Planning and The Plan of Treatment

- Case Assessment and Patient Evaluation Prior to Treatment Planning Phase
- Classic Advantages of Replacing Missing Teeth with Implant–Restorations
- Case Work–up and Treatment Planning Protocols for Dental Implant Therapy
- Clinical case, Diagnosis and Treatment Planning

Biomechanics of Implants and Prostheses

- Biomechanics and Clinical Evidence
- Overloading and Bone Loss
- Cantilevered IS–FDPs

Emergence Profile of Implant-supported Restorations

- Definition of Emergence Profile
- Designing Emergence Profile
- The Problems and complications Associated with Incorrect Design
- Emergence Profile, The State of Problem: Lack of Biological Width

Practical Matters in Restoring Integrated Implants:

- Various Modalities of Restoring Integrated implants
 - Cement–retained versus Screw–retained IS Restorations
 - Splinted Versus Non–Splinted Implant–Restorations
 - Biomechanics of Screws (Connecting Abutment to Implant)
 - Crown–Implant Ratio and Its Effect on Long–Term Outcome
 - Critical Equilibrium: Oral Hygiene–Esthetics–Phonetics

Restoring Osseointegrated Implants (I)

Implant Systems, Prosthetic Components (I)

- Types of Implant–Abutment Connections
- External, Internal and Conical Connections

Types of Abutments

- Engaging Versus Non–Engaging Abutments.
- Prefabricated Versus Customized Abutments
- Metal Versus Ceramic Abutments
- Straight Versus Angled Abutments

Impression Techniques

- Implant Level Versus Abutment Level
- Open Tray Technique
- Closed Tray Technique
- Conventional Method
- Splinted Impression Method



Prosthetic Sessions

Restoring Osseointegrated Implants (II)

Temporization Dental Implants

- Removable Provisionals
 - Acrylic Removable Prosthesis (Flippers)
 - Essix Retainer as a Provisional
 - Snap–Smile Temporization
 - Conventional Temporary PFM
 - Resin–Bonded Temporary

Implant-Supported Fixed Provisional: Direct and Indirect Techniques

- Advantages/Disadvantages of Cement vs. Screw–Retained Provisionals
- Impression Techniques Related to Provisionals
- Choice of Transfer Tech. (Abutment Jig & Orientation Jigs)

Provisional Single Implants

- Anterior versus posterior zones
- Value of Anterior Provisional Implant Restorations
- Pre–Contoured and Customized Temporaries

Occlusion in Implant-supported Prosthesis

- Occlusion and Biomechanics of Fixed Implant Therapy.
- The Effect of Occlusion on Biological and Mechanical Complications
- Natural Teeth and Fixed Implant Occlusion
- Immediate Placement and Provisionalization Criteria and Techniques

Implant-assisted Overdentures

- Overdenture, Clinical Technique
 - Steps to Follow for the Fabrication of Locators and Bar Overdentures
 - Impression Techniques (Abutment versus Implant Level).
 - Seating of Implant Attachments
 - Intra–oral Pick–up Technique
 - Curing of Implant Attachments

Complications in Implant-Supported Prosthesis

- Esthetic Complications
- Biological complications (oral hygiene, cleansability of the prosthesis)
- Mechanical complications (fractures, screw loosening)


Restoring Osseointegrated Implants (III)

Abutment Selection Criteria

- Types of Abutments:
 - Engaging Versus Non–Engaging Abutmen
 - Prefabricated Versus Customized Abutments
 - Metal Versus Ceramic Abutments
 - Straight Versus Angled Abutments

Delivery of the Prosthesis

- Seating the Final Prosthesis
 - Placement of Implant Supported Restorations
 - Torqueing of Abutments



Hands-On Implant Training Course Description

Surgical Sessions

Session 1-3

Introduction to implant dentistry

- Options for replacing missing teeth
- Consequences of no treatment
- History of dental implants
- Definition of Osseointegration
- Implant designs
- Getting familiar with implant components
- Modern implants, surface characteristics
- Types of implant supported prostheses

How to assess and examine a patient?

- Patient's chief concerns and expectations
- Medical history; Relative & Absolute contra-indications
- Risk factors

Clinical Examination

- Extra-oral examination
- Intra-oral examination
 - Aesthetic considerations
 - Check for active disease
 - Look for signs of parafunctional habits
 - Assess current prostheses
 - Site specific examination:
 - Diagnostic models
 - Diagnostic wax-up
 - Radiographic examination

Assessing case difficulty

- Learning which cases to treat and which cases to refer to specialists
- Tooth extraction with minimal trauma to facilitate future implant placement

Treatment planning

- Prosthetically driven treatment planning
- Implant positioning guidelines
- Implant placement timing protocols
- Implant loading protocols
- Surgical stent vs. Surgical guide

Pre-Surgical preparation

- Informed consent
- Commitment to regular maintenance and annual recalls
- Pre-op medications
- Proper Surgical set-up
 - Infection control
 - Equipment
 - Instruments
- Understanding Torque vs. RPM

Implant Surgery

- Anatomical considerations
 - Important landmarks
 - Vital structures: Arteries, Nerves, Maxillary sinuses, Nasal cavity
 - Anatomical spaces

- Local Anesthesia
- Sedation options
- Incision design
- Full Thickness flap
- Preparation of the Osteotomy
- Common mistakes and ways to avoid
- Proper drilling techniques
- Implant insertion
- Primary stability
- Single stage vs. 2-stage surgery
- Post-operative care
- Sterilization Protocols
- Record Keeping
- Surgical complications

Use of digital technology in implant dentistry

- Cone Beam CT Scans
- Digital printers and CAD/CAM
- Implant treatment planning softwares
- Guided implant surgery

Peri-implantitis; Diagnosis and management Implant maintenance care

- Review of Implant drilling protocols
- Review of different setting on an implant motor
- Drilling protocol for hard bone vs. soft bone
- Bone tapping
- Suturing techniques and materials

Hands-On Implant Training Course Description

Additional Surgical Sessions - Comprehensive Module

Session 4 -6

Pre-implant site preparation GBR Techniques

- Materials, Bone grafts and membranes
- Socket grafting
- Ridge augmentation (Horizontal vs. Vertical)
- Indirect / Direct sinus elevation

Hands-on simulation Practice socket grafting and GBR techniques

Implant placement practice Treatment planning practice for different scenarios Immediate implant placement

- Case Selection
- Aesthetic zone considerations
- Drilling Protocols

Hands-on simulation

- Suturing Exercise
- Conventional implant placement
- Fully guided implant placement
- Immediate implant placement
- Identifying and correcting positioning errors

The TOP REASONS TO PARTICIPATE



- Learn the simplicity of how to treatment plan cases from both prosthetic and surgical standpoint Simplicity: clearly defined, prosthetically driven, surgical approach
- Treatment planning module with Customized model–based built from CoDiagnostix “Planning Software”. Customized model–based simulation exercises
- Exclusive alumni study club for continued support after completion of full program
- Learn how to take impressions of dental implants and restore them
- Learn how to temporize dental implants
- Enhance your ability to rehabilitate fully edentulous arches using dental implants
- Be able to understand and apply the innovations in prosthetic materials
- Gain knowledge of how to prevent complications and learn best practices for complication management
- Learn how to place implants following optimum prosthetic and bone preserving criteria
- How to handle poor bone quality/quantity for implant placement
- Gain a working knowledge of reading 3–Dimensional x–rays for diagnosis and treatment planning
- Develop a better understanding of CBCT/.STL files manipulation and validated capabilities
- Intra–Oral Scanning and entry to the Digital Ecosystem: Application in surgical and prosthetic aspects of implant therapy – Agile workflows to optimize Practice Efficiencies
- 3D Printing / Milling Solutions: A 5–Star Patient Experience
- Option to work on your own patient’s model for the simulation hands–on practice*
- **Each registrant will receive a complimentary Prosthetic Kit (value \$600)**
- **Enhance your implant training by signing up for live patient mentorship**

*The models or digital scans must be submitted 2 weeks before the program begins.



Registration Form

THE ULTIMATE IMPLANT TRAINING FOR THE GENERAL DENTIST

Name : _____ Phone : _____ Cell : _____

Address: _____

City: _____ State/Prov: _____ Zip/Postal Code: _____

Email : _____

Please note that by giving us your email, you are giving Palmeri Publishing Inc. & Centric Education permission to send you emails/CEM's.
We respect your privacy and you can unsubscribe from our emails at anytime.

Prosthodontic Track: \$2300^{+HST}
(8–days course)

• Fall 2023

Comprehensive Track– Option A: \$4400^{+HST}
(11–days course)

• Fall 2023

Payment Information :

Visa MasterCard Amex Cheque

(*Please make all cheques payable to **Centric Education Inc.**)

Amount Authorized: _____ Card Number: _____ Exp. Date: _____

CW/V no. _____ Card Holder Name: _____ Signature: _____

- Centric Education does not necessarily support or condone all the information that is presented in this program.
- Pending government imposed restrictions on group gatherings, hands–on classes may have to be rescheduled and in–person lecture classes may have to be switched to virtual.

CANCELLATION/ REFUND POLICY:

– 45 days and over: Refund less \$200.00 admin fee. 0 – 45 days: NO refund, NO carry over of course. All cancellation requests must be sent in writing via Email or mail.

– Centric Education reserves the right to cancel this course at any time. In such cases a full refund will be provided to each participant.

I accept the Cancellation/Refund Policy

www.centriceducation.com

Email Form to: info@centriceducation.com Call: (647) 799 1198

THE ULTIMATE IMPLANT TRAINING FOR THE GENERAL DENTIST

Fall 2023
With the support of:

straumanngroup

durban
dental laboratories

Surgical
room™
Your Canadian Dental Implant Proshop



www.centriceducation.com




CENTRIC EDUCATION
Build the Foundation to Grow

For More Information please contact:

Tel: 647.799.1198

info@centriceducation.com



Centric Education Inc
Nationally approved PACE Program
Provider for FAGD/MAGD credit.
Approval does not imply
acceptance by any regulatory
authority or AGD endorsement.
3/1/2020 until 2/28/2024
Provider ID#357187

ADA C.E.R.P.® | Continuing Education
Recognition Program

Centric Education is an ADA CERP Recognized Provider. ADA CERP is a service of the American Dental Association to assist dental professionals in identifying quality providers of continuing dental education. ADA CERP does not approve or endorse individual courses or instructors, nor does it imply acceptance of credit hours by boards of dentistry.